

# MEADOW FARM

## SPACE FOR YOUR DOG

### Thank you for booking to use the facilities at Meadow Farm

Welcome to Meadow Farm, a privately owned agricultural field split up into areas where you can bring your dog/s to give them freedom.

Below you will find detailed directions; a map of the field; information on what is available at the field; and more information on future bookings. Because the field is in a rural area and agricultural you will need to abide by The Countryside Code and in using the fields at Meadow Farm you are accepting the terms and conditions that form part of this document.

The field is administered by Its the Dogs Limited so we ask that if you need to contact us after normal working hours (normal hours are Monday to Friday 9am to 5pm) that you do so by **TEXTING 07564803255** – this phone is linked to our out of hours person's phone but they can only see texts or see a number called but not actually hear the phone. We will do our best to answer you as soon as possible but please do be aware that we may be busy doing life stuff. During normal hours the quickest way to get hold of us is usually the landline at our shop which is situated in Molesey 02089796973.

Please double-check your booking date and time (we have had some unfortunate mis-reads which always leaves one person disappointed which is the last thing we want you to experience). If you need to alter or cancel your booking please do this with maximum amount of time to allow other users to pick up the changed booking.

If you are adding extra dogs and go up a price bracket then please deposit the extra into our bank account Its the Dogs Ltd 09-01-29 05666663.

We hope you enjoy your time with your dogs at Meadow Farm.

If you need any help while you are there please text the mobile number above – but remember that this phone is kept at our Molesey premises and all texts (but not calls) to it will also reach another personal mobile.

**While most users are vigilant some obviously get overexcited and forget themselves when visiting so the following requests have been HIGHLIGHTED**

- **Lock the Entrance Gate even when you are in.**
- **Pick up your Dog's waste. Only Dog's Waste to go into the bins provided.**
- **Do not overrun your time in the field; other users want their time too.**
- **Don't remove anything that isn't yours and try not to break anything but let us know if you do so we can fix or replace.**
- **Keep your dog in your vehicle until the user beforehand has put their dog in their vehicle. Some dogs that use this facility are not great with other dogs or people.**
- **Keep your dog on a lead until you are in your field.**

## DIRECTIONS TO MEADOW FARM

The nearest postcode is KT24 6JS and this will lead you to the Horsley & Send Cricket Club driveway; this driveway is approximately 300 metres South of The Meadow gate which is on the same side but heading towards Ripley along Ripley Lane. The Meadow itself starts beside the green Welcome to West Horsley sign (from Ripley) and the gate is at the other end of the field underneath a small copse of trees.

If you Google 'Its the Dogs Meadow' you should be given directions straight to it.

The gate will usually be locked, we will send you the latest code beforehand as it is changed regularly. Please close the gate and lock yourself in (spin the numbers on the dial) so that the code is not left open and visible and do not share this code with anyone.

Once you are through the main entrance gate from the road, you can either park anywhere on the grass or drive up to the gate of the field you have rented (be careful to only park on the hardcore during the wet season unless you have a 4 wheel drive vehicle-many have got stuck).

### ***The Knoll Enclosure***

For the 1.5 acre Knoll enclosure please go through the gate to the right once you have entered from the road, you may park anywhere up that driveway and the Knoll is at the end of the driveway through another gate. It is called the Knoll as it has a small slope in part of it.

There is a tap outside the Knoll gate and also one at the far corner for your use – please make sure you turn them off if you use them.

During the wet months The Knoll can become quite muddy so be prepared for this. We will be doing some planting in due course to hopefully soak up the moisture a bit better.

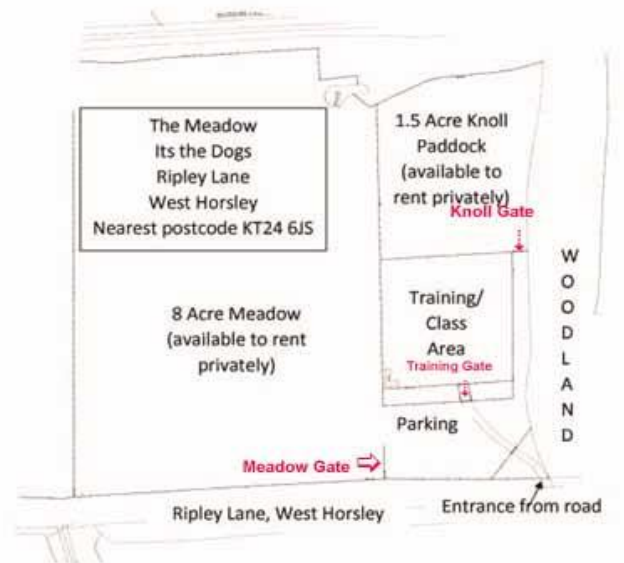
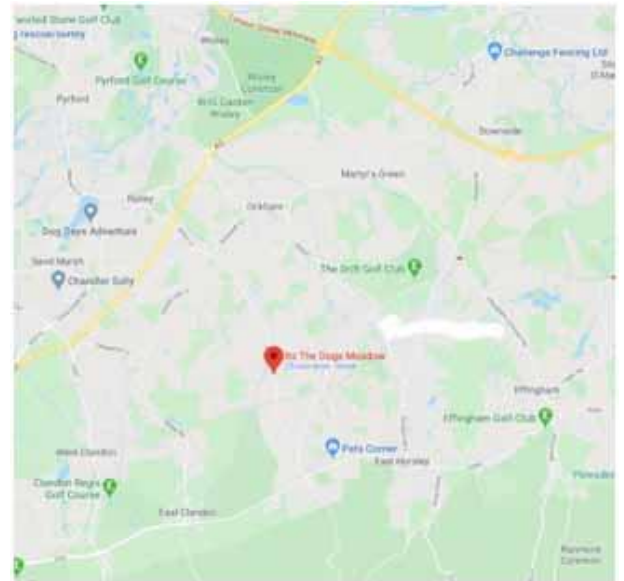
### ***The Big Meadow (8 Acres) (temporary openings)***

The gate and entrance to the Big Meadow is on the left as you drive in. Please park in front of the gate and then make your way in on foot. The Meadow is harvested for hay in Summer so the grass does get long just beforehand; however we will mow tracks in for ease of walking but it is okay for you and your dogs to wander in the longer grass.

Sometimes when the grass is long it can be difficult to find what your dog leaves so please pick up after your dog as best you can and then if you can't find your dog's waste, pick up any other that you find; hopefully you won't find any which means that all users are doing their bit!

There is a natural pond in the South East corner of the meadow which is actually clean water apart from when it dries up during Summer – we will be fencing this off in due course so that you will be able to choose when your dog/s swims or not.

The other 2 fields sometimes have stock in them which are more than used to the dogs in the next field and will usually move away from the fence when your dog comes close. If the stock are not there then we will unlock the gate that is between the fields are you are then able to walk in either the next one. The other two fields however may have holes under some of the fencing where wildlife has dug under it; so please walk your dog on lead in that field first to check it is suitable.



## *The Training/Class Area*

This is not currently available to rent but we are working towards being able to do so.

## WHAT IS AVAILABLE

### *Water*

There is water available via taps which are located in front of the Knoll field gate, in the Knoll field by the gate to the larger field and just before the Big Meadow on the left hand side. Please ensure you turn off all taps you use so that water is not wasted. The black water butt next to the tap is usually kept full this can be used too.

### *Bins for Dog Waste*

There is a green wheelie bin located at the beginning of the driveway which leads to The Knoll which you may use to dispose of your dog's waste. Please do not use it for anything else (no blankets or household waste etc).

### *Gates*

The area has a number of gates which ensures that the area is kept as secure as possible and it allows us (and you) to move animals around the area in a safe manner. Please ensure that you close gates behind you and do not attempt to go through any gates that have been locked, only using the area that you have booked. Other areas could have unsocialised dogs in there or stock especially the big meadow even if you may not be able to see someone in there.

### *Car Parking Area*

Please keep your dogs on a lead whilst in the car parking area.

In the wet season only park on the hardcore – unless you have a four wheel drive you will not get off the grass as it becomes very soft – many have experienced this pleasure!!!

Please park considerately so that others can leave easily.

### *Agricultural Land*

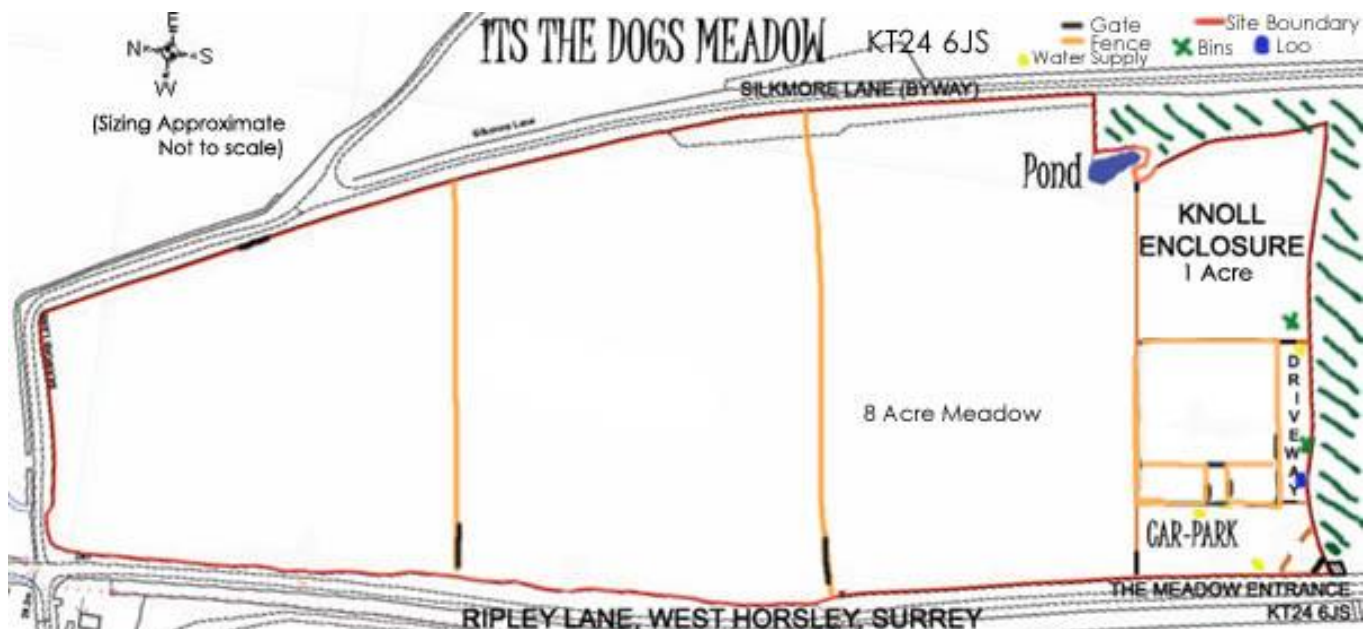
The grass does get cut periodically but it may be a good idea to have weatherproof shoes/boots to wear during the wet or dewy seasons.

### *CCTV*

Please be aware that we do have CCTV on site.

### *DON'T STRESS*

Whatever happens please don't stress, life doesn't always go according to plan and we are very flexible and try to be as helpful as possible – we all have good days and not so good days – same as our dogs – Smile and be kind is one of our mottos!



## **MEADOW FARM – TERMS AND CONDITIONS OF USE**

**By booking and using the field you are agreeing to these terms and conditions.**

### ***Meadow Farm***

This is an agricultural piece of land which we have been allowed to use for our dogs. We are seeking to keep it a happy and relaxing space for everyone to enjoy. We therefore request that you leave your worries, stresses and anxieties at the gate (you can pick them back up when you leave) and enjoy the environment especially with anybody using other areas while you are there.

Remember dogs will be dogs and being here allows them to be this way, any owners and dogs that need help in re-learning or understanding dog language will be encouraged via our rehabilitation or training programmes.

### ***You and your dogs***

Family and friends are welcome to walk with you and your dog, for anyone unsuccessfully trying to control dogs in their care there will always be opportunities to learn skills in management for a safe and happy outcome. Please do contact us if you need help.

### ***Keeping safe (Health & Safety)***

It is agricultural land within the countryside and therefore may contain natural hazards associated with this type of landscape. It may contain overhanging branches, uneven ground, fallen logs or branches or long grass with uneven ground which you will have to navigate.

Please be aware that there is a natural pond in the South Eastern corner of the field which is approximately 1 metre deep with a mud/clay base; this pond is not fenced. Yes your dogs are more than welcome to swim in it. The water is actually clear but the mud does get stirred up therefore it looks dirty; towards the end of summer (unless it has rained a lot) the pond dries up but sometimes not enough and can be not the most pleasant for us with dogs that love that to wallow – please feel free to use the hose connected to the tap to wash your pooch off before you go home.

It is your responsibility to ensure that you keep all members of your party safe and to ensure that they are aware of the terms and conditions of the use of The Meadow. While we will be constantly monitoring and minimising any risks that we may find you acknowledge that you are using the field and facilities at your own risk each and every time you visit and use the field and its facilities. You acknowledge that Its The Dogs Ltd and/or Meadow Farm WH Limited and any of its representatives are not liable or responsible for any injury to you, your family, friends or your dogs arising from your use of the field.

You agree not to let anyone else onto the field during your booking other than any friends or family members you have brought with you to enjoy walking dogs with membership; and to not disclose the gate code to others.

### ***Children***

This field is agricultural and you are welcome to bring your children to the field, but they must be supervised at all times and especially must be respectful of all other people, dogs (or other animals at this facility). Some dogs (and people) are scared of children and are here to be able to come here to ensure that their dog has a stress free time during a walk.

Exercise on the field is to be by the power of the body alone as some of the dogs at the property may be scared of wheeled transport; no unauthorised forms of wheeled transport (sorry even for the children (except baby buggies)) may be used on the field. The facilities have not been made specifically child safe, and that certain elements may pose an additional hazard to children. Please do not let your children climb on any equipment, it has not been made child safe as it is there for the dogs.

### ***Stock, wildlife, buildings and other obstacles***

Eventually we will be providing some open shelters, and other facilities which you will be able to use, there is currently a portaloo that is available for your use. There may be other obstacles at the facility which you will need to avoid. If there is stock at the facility then it is important that you still follow the The Countryside Code and that your dog/s do not interfere with or worry the stock. Wildlife also share the field from time to time so please do

your best to ensure you respect whatever you find; especially trying to encourage your dogs away from nesting birds during the season.

### ***Current Areas***

There are two areas; the first is 1.5 acres and we call it the knoll due to the very small rise in it; it is fenced with 1.8 metre high deer fencing and gates; and which is chicken wire proofed at the lower level for those small pooches. The other is an 8 acre flat field with a pond in one corner which has temporary availability, it is fenced with stock fencing (similar to deer fencing in part) at approximately 1.5m high for 2/3<sup>rd</sup>s and with 1.8m high deer fencing for the other third. At times the other 8 acre field adjacent to the first can also be walked – giving the user 16 acres to run their dogs in.

We will be inspecting and maintaining the fence regularly, holes or other damage to the perimeter fence may occur from time to time due to a number of reasons including digging by dogs or other animals, falling trees or branches, and general wear and tear. If you become aware of any issue with the state of the fence, please let us know immediately so that we can make other users aware and so that we can fix it as soon as possible. We cannot however, take any responsibility for any dog escaping the field whether or not this is through a defect in the fence, and regardless of whether we have notified you in advance or not.

### ***Using the field***

It is your responsibility to pick up all of your dog's waste and dispose of it appropriately. In late May and June the larger meadow is left long to be harvested for hay; we understand not being able to find your dog's waste but please do pick up anything that you can find. We will try to ensure that there is at least a walkable track around the perimeter during this time.

So that no one needs to be stressed over free-running dogs, dogs need to be on lead in the car-park area (through the second gate from the road). Through all of the other gates please make sure the gate is closed behind you before letting your dog off of the lead; and ensure all gates are properly closed when you used them.

### ***Variations***

If we need to vary any of the terms and conditions we will put a notice up on our website and also down on the field. Membership, making bookings and using the facilities at Meadow Farm declares that you agree to abide by the terms and conditions of use.

## **Nearby Facilities**

### ***Great pubs or cafes nearby which are dog friendly***

The King William IV – West Horsley (2 minute drive)  
The Barley Mow – West Horsley (3 minute drive)  
The Black Swan – Ockham (7 minute drive)  
The Talbot Inn – Ripley (4 minute drive)  
Nest Home & Café – Ripley (4 minute drive)

### ***Other Events***

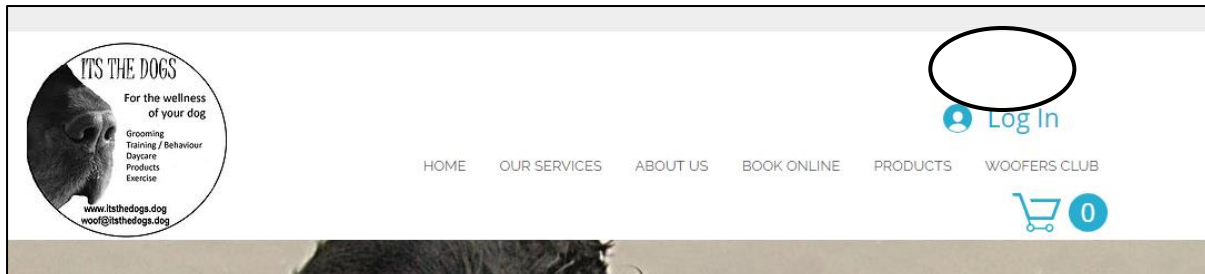
Ripley has a Farmer's market on the 2<sup>nd</sup> Saturday of every month from 9am-1pm  
East Horsley hosts the Horsley Farmer's market but check their website for dates.

### ***Petrol/Service Stations***

Shell Portsmouth Rd, Send, Woking GU23 7JY (6 minutes, 3 miles)  
Shell Guildford Lodge Dr, East Horsley, Leatherhead KT24 6TA (5 minutes, 2 miles)  
BP 213 Epsom Rd, Merrow, Guildford GU1 2RB (9 minutes, 4.4 miles)  
Cobham Services Extra - M25 J9/10, 9/10 M25, Downside, Cobham KT11 3DB (15 minutes 7.5 miles)  
Sainsbury's, Bridgeway, Cobham KT11 1HW (10 minutes 6.6 miles)

## TO KEEP TRACK OF AND ALTER BOOKINGS

Use the Login option on our website [www.itsthedogs.dog](http://www.itsthedogs.dog) to keep a track of your bookings; you can also make alterations to your bookings too. These alterations need to be made no less than 2 hours before your booking which then gives time for someone else to use your vacated booking.



To create a Login:

Go onto our website and click on the words (as shown circled below) and create an account via your google or facebook logins or create a new account just for this. See steps below for more detail on how to do this.

- 1) On our website select 'log in' on the top right-hand corner of the page.
- 2) You will then be asked to enter your email address and create a password for your account. Then press 'go'.
- 3) If you have already made an account, select 'log in' at the bottom of the 'sign up' page. Then enter your email address and password and click 'log in'.
- 4) Once you are logged in, click on the icon on the top right hand corner of the page to display a drop down menu.
- 5) On the drop down menu select 'My Account'.
- 6) You can then enter your contact details so that you do not have to re-enter these every time you book one of our facilities.
- 7) On the left hand side of the page you will see a text box. Click on 'My Orders' to view any future bookings that you have placed.
- 8) Under 'My Bookings' you will be able to view previous bookings that you have made and will have the option to rebook a previous facility.